

RECOMMENDED P.C.B. LAYOUT
TOLERANCE UNSPECIFIED ±0.05mm

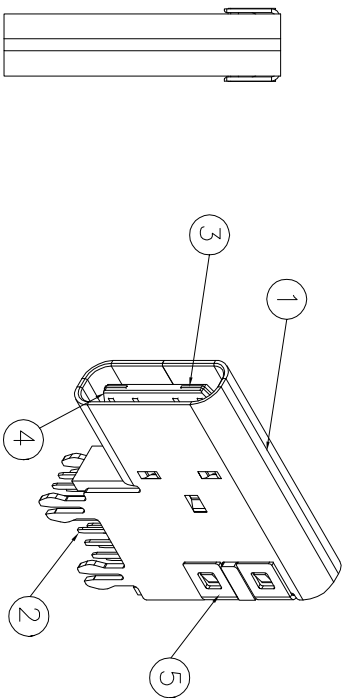
ECN NO.	REV.	DATE.	DESCRIPTION.	CHANGE.	CHECK.	APPRO.
	A		NEW			

③	Shell	—	1	STAINLESS STEEL	Ni Plated
②	Contact	—	14	COPPER ALLOY	Au Plated
①	Housing	—	1	LCP	Black
ITEM	PART NAME	TER'NO.	QTY.	MATERIAL	FINISHING

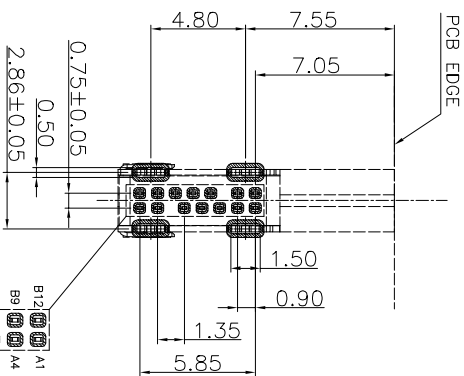
APPROVALS	DATE	H3000ELECTRONICS CO.,LTD			
DRAWN	JIANKUN.LU	2018.08.01	ELECTRONICS CO.,LTD		

CHECKED	TITLE:	USB CONNECTOR			
APPROVALS	PART NO.	TYPE-C-31-M-19			

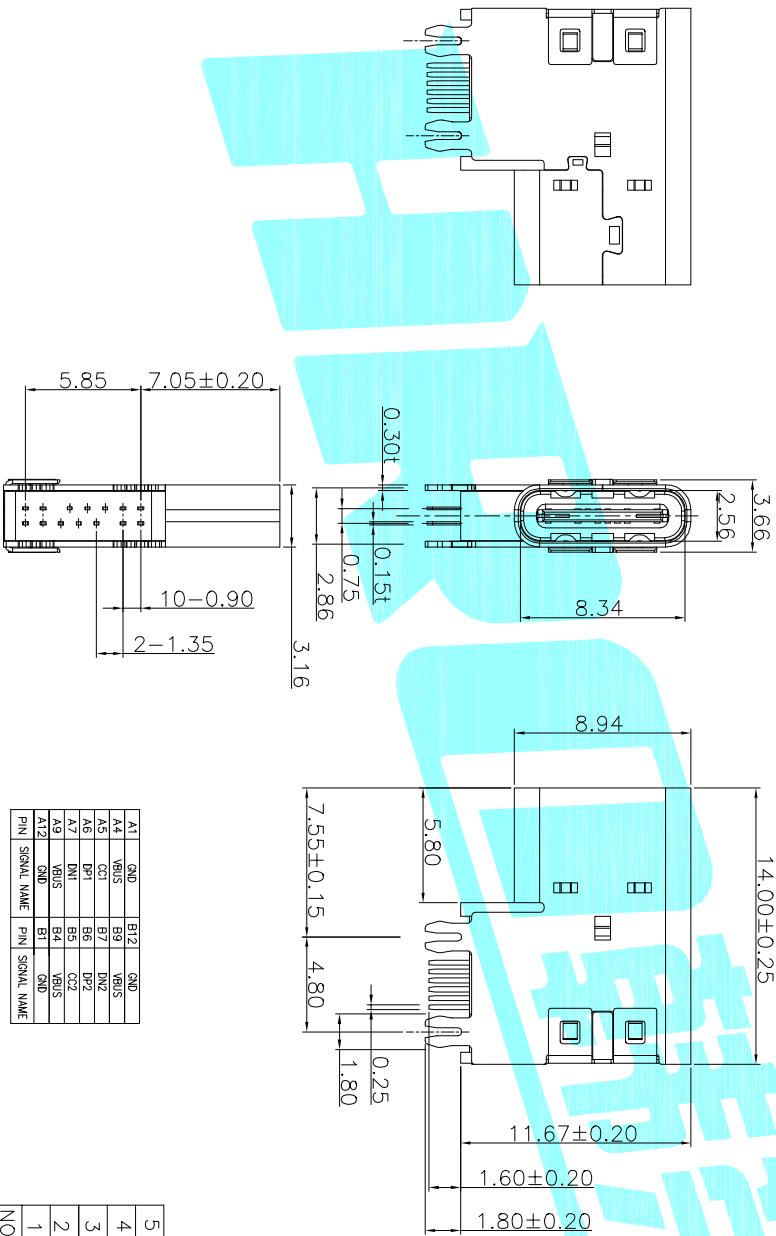
TOLERANCES ARE	30~0.15	±0.30	ANGLE	UNIT: mm	SCALE: 1:1	PROJ: 1 OF 1
	10~30	±0.25				
	5~10	±0.20	±2°	DRAWING NO.		
	~ 5	±0.15				



PCB板厚建议1.0~1.2MM



RECOMMENDED P.C.B. LAYOUT
TOLERANCE UNSPECIFIED ±0.05mm



A1	GND	B12	GND
A4	VBUS	B9	VBUS
A5	CC1	B7	DN2
A6	DP1	B6	DP2
A7	DN1	B5	CC2
A9	VBUS	B4	VBUS
A12	GND	B1	GND
PIN	SIGNAL NAME	PIN	SIGNAL NAME

5	COVER	STAINLESS STEEL	NI Plated	—
4	TYPE C MD	HIGH TEMPERATURE PLASTIC	BLACK	—
3	CENTER PIECE	STAINLESS STEEL	NO Plated	—
2	TYPE C TERMINAL	COPPER ALLOY	Gold Plated	—
1	SHELL	STAINLESS STEEL	Ni Plated	—
NO. DESCRIPTION		MATERIAL	REMARKS	QTY

APPROVALS		DATE	ELECTRONICS CO.,LTD	
DRAWN	D.J.L.V	2018/1/12	USB CONNECTOR	
CHECKED			TITLE:	
APPROVALS			PART NO.	TYPE-C-31-M-18
TOLERANCES ARE		30~0.1± 10~0.30 5~0.10 ~5	±0.30 ±0.20 ±0.15 ±0.10	ANGLE UNIT: mm SCALE: 1:1 PROJ:
ECN NO.	REV.	DATE.	DESCRIPTION.	CHANGT
	A		NEW	
				CHICK
				APPRO.