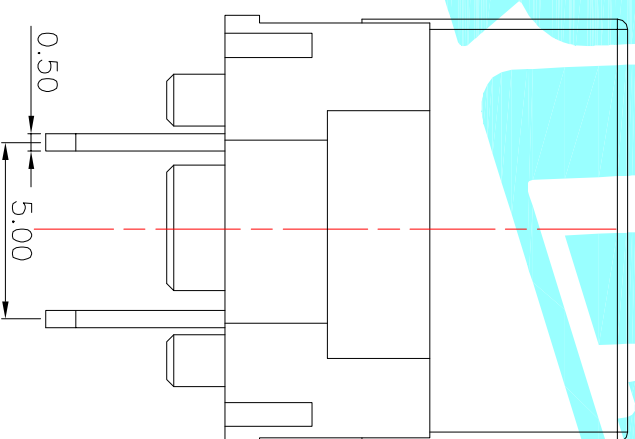
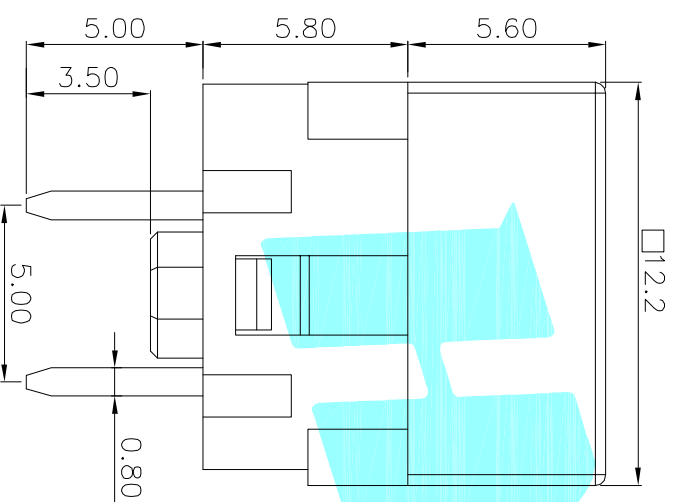
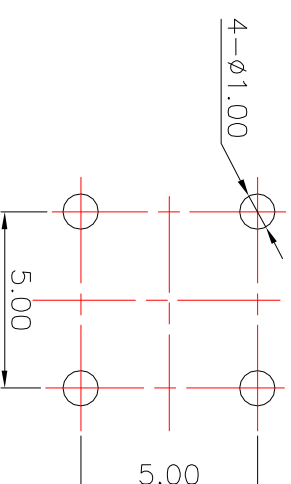



Circuit Diagram



PCBLayout(Pattern Side)



②	Terminal	—	3	Phosphor bronze	Au Plating	—
①	Housing	—	1	Nylon	Black	—
ITEM	PART NAME	TER'NO.	QTY.	MATERIAL	FINISHING	REMARK

APPROVALS		DATE	 ELECTRONICS CO.,LTD
J.X.Zhong		2013/11/11	

CHECKED			TITLE:	LED Tact Switch
---------	--	--	--------	-----------------

APPROVALS		PART NO.	K6-1205D
-----------	--	----------	----------

_____	A	NEW	_____	_____	TOLERANCES ARE	30~45° 10~30° 5~10° ~ 5	±0.30 ±0.20 ±0.15 ±0.10	ANGLE ±2°	UNIT: mm	SCALE: 1:1	PROJ. 
_____	REV.	DATE.	DESCRIPTION.	CHANGE.	CHECK.	APPRO.			DRAWING NO.	_____	SHEET 1 OF _____