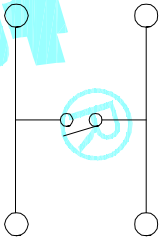
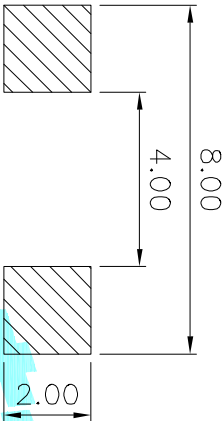
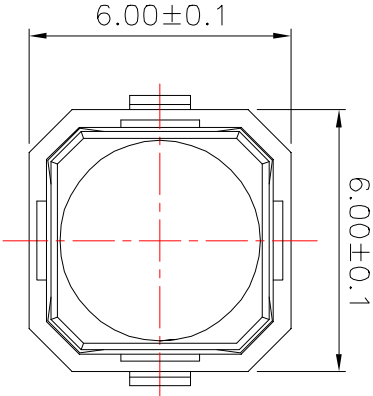
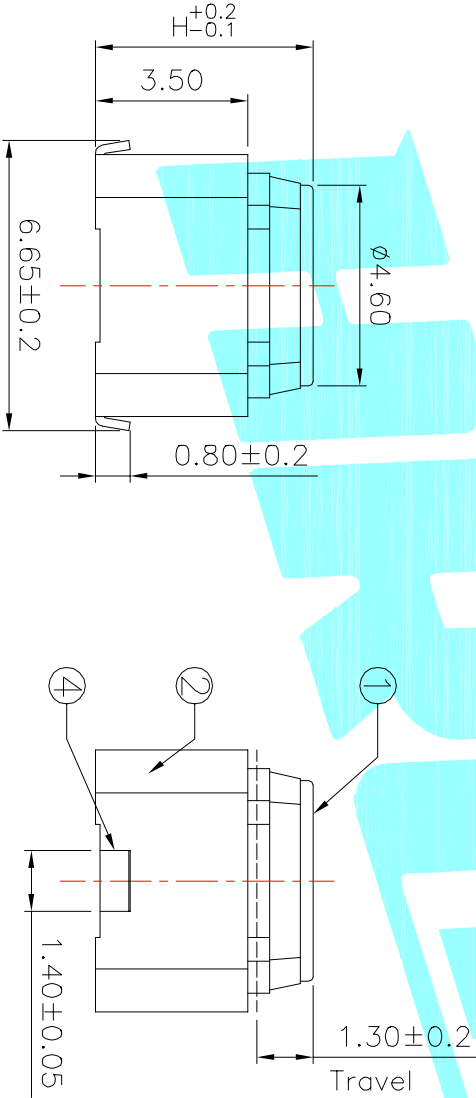


Typical Specifications :
1. Rating : DC 12V 50mA
2. Life:100,000 Cycles Min.



Circuit Diagram

PCB Layout(Pattern side)



NO.1	
PART NO	H
A	4.3
C	5


NO.5-NO.6	
PART NO	NOTE
01~99	SERIAL NUMBER

NO.2	
PART NO	vigor
3	180±30
4	250±30
6	300±30

A

⑤	Waterproof Silicone	—	1	Silica gel	—	—
④	Terminal	—	2	Phosphor Bronze Plating silver	—	—
③	Contact	—	1	Phosphor Bronze Ag Clad	—	—
②	Base	—	1	LCP	Black	—
①	Keystoke	—	1	LCP	Black	—
ITEM	PART NAME	TER'NO.	QTY.	MATERIAL	FINISHING	REMARK

APPROVALS		DATE	HARON® ELECTRONICS CO.,LTD			
DRAWN	xu qi feng	2014.11.06				

						CHECKED				TITLE:		TACT SWITCHS	
						APPROVALS				PART NO.		K2-1817UQ-□□CW-□□	
										30~12.5 10~30 5~10 ~5		±0.30 ±0.20 ±0.15 ±0.10	
										ANGLE		UNIT: mm	
										SCALE: 1:1		PROJ. 	
										DRAWING NO.		SHEET 1 OF 1	
												</	