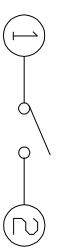
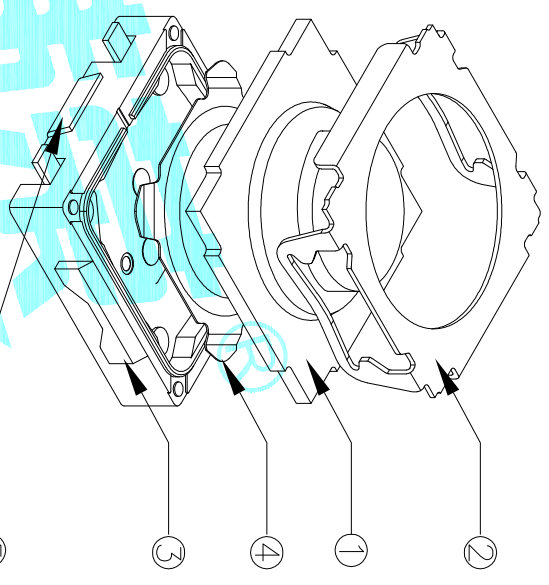
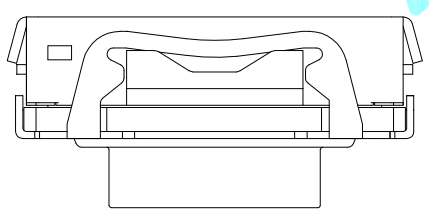
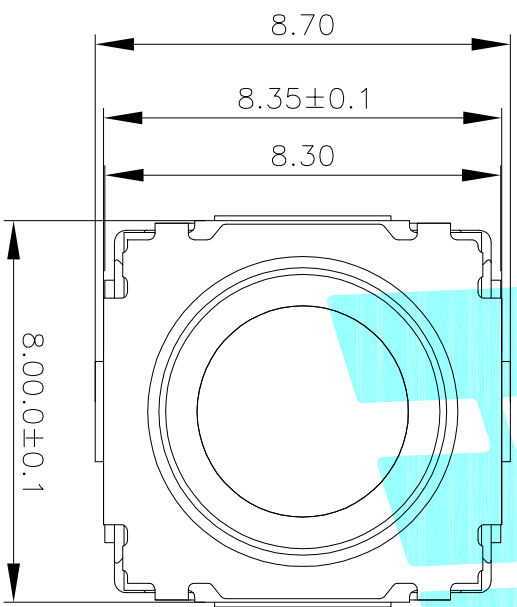


PCB Layout(Pattern side)



Circuit Diagram

Typical Specifications  
1.Rating : DC 12V 50mA  
2.Life : 500,000 Cycles  
3.Travel:0.9±0.1mm

NO.3	
PART NO	MATERIAL/ QTY
S	SUS/1PC

NO.4—NO.5	
PART NO	NOTE
01~99	SERIAL NUMBER

⑤	Terminal	—	2	Brass(0.3t)	Plating silver	—
④	Contact	—	1	F.Ag/SUS	—	—
③	Base	—	1	LCP	Black	—
②	Cover	—	1	SUS	—	—
①	Keystoke	—	1	Silica gel	—	—
ITEM	PART NAME	TER'NO.	QTY.	MATERIAL	FINISHING	REMARK

APPROVALS		DATE	HILPOE® ELECTRONICS CO.,LTD			
DRAWN	J.X.Zhang	2018/08/01				

CHECKED		TITLE: TACT SWITCHS				
APPROVALS		PART NO.	K2-8816SP-A5SW-□□	SCALE: 1:1	PROJ: ④	SHEET 1 OF 1
TOLERANCES ARE		30~0.1±	±0.30	ANGLE	UNIT: mm	
		10~30	±0.20			
		5~10	±0.15	±2°	DRAWING NO.	
		~5	±0.10			
ECN NO.	REV.	DATE.	DESCRIPTION.			
	A		NEW			
CHANGE.		CHECK.	APPRO.			