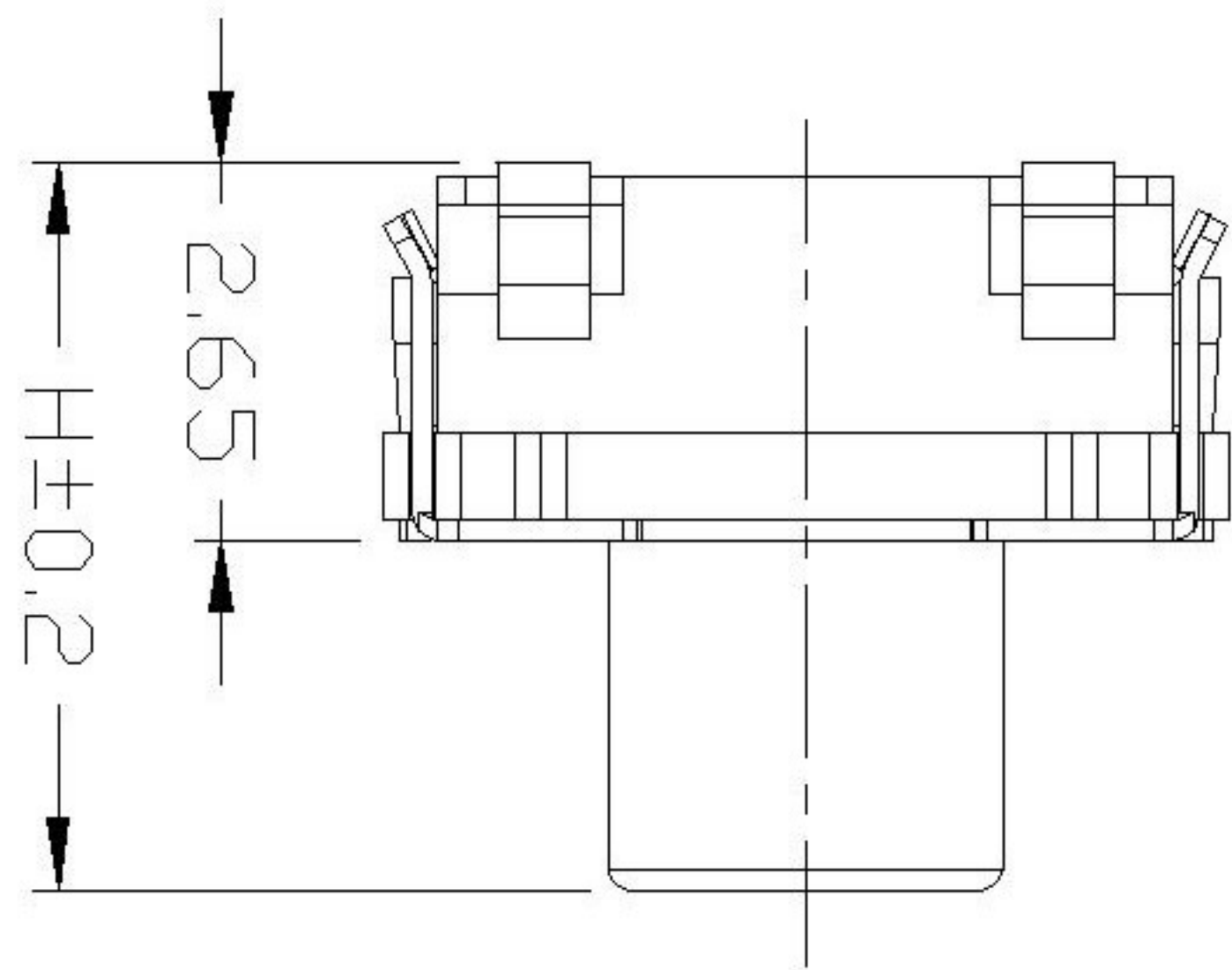
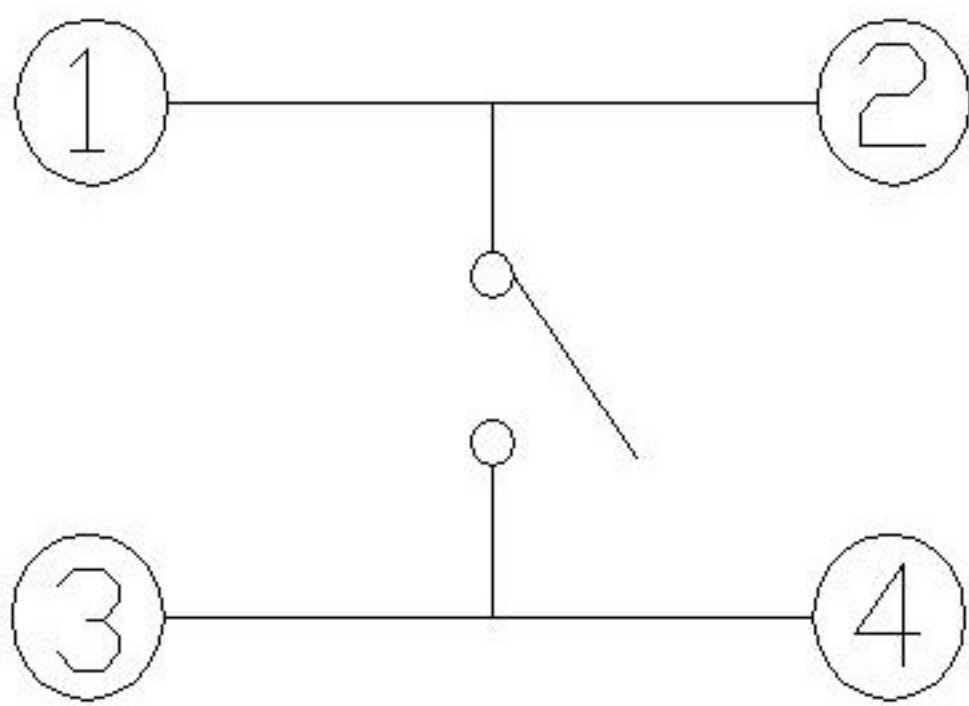


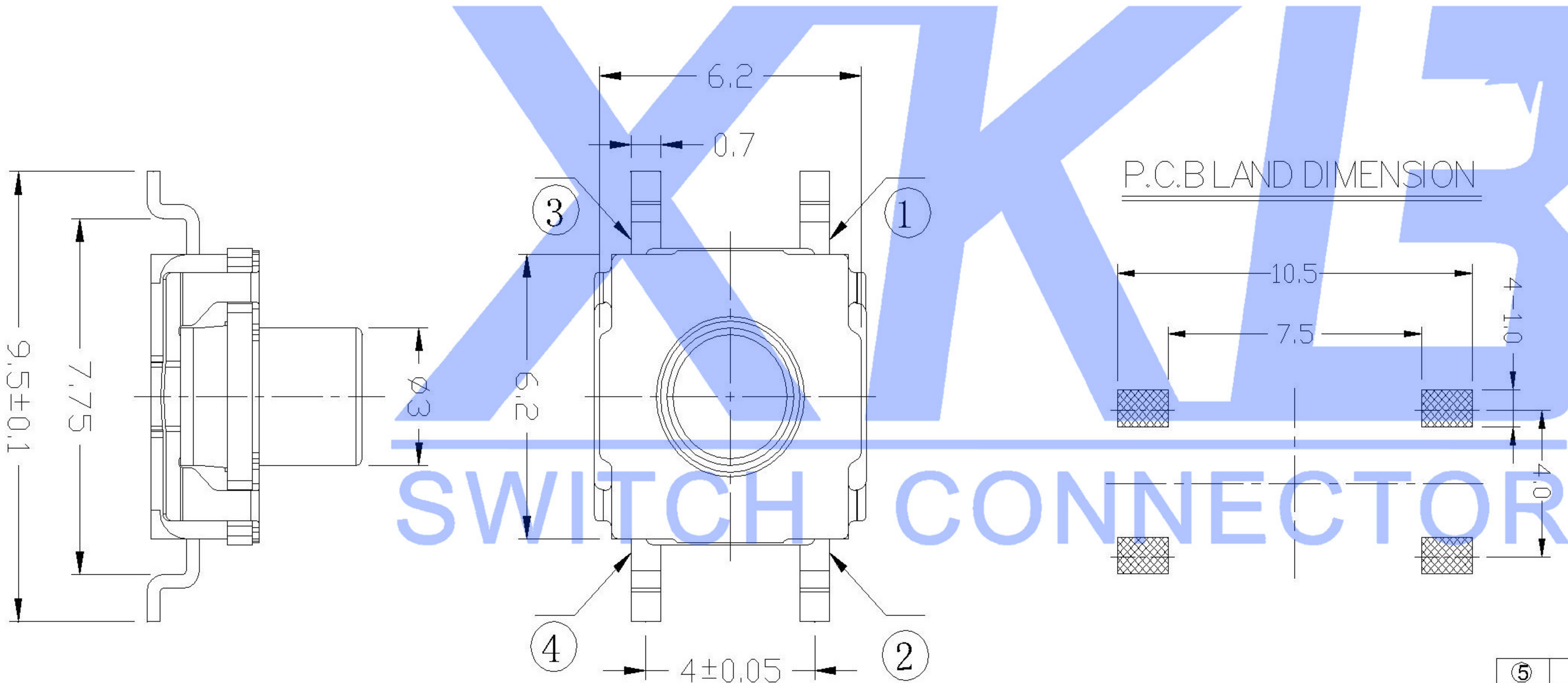
IP67



CIRCUIT DIAGRAM



- NOTE
- 1. RATING : DC 12V 50mA
 - 2. CONTACT RESISTANCE : 100mΩ MAX
 - 3. GENERAL TOLERANCE : ± 0.3
 - 4. MANUFACTURING SPECIFICATION WOULD BE ACCORDANCE WITH WT0158



P.C.B LAND DIMENSION

PAPT NO	TS-1159B-X-X-X
Operating Force	A: 100gf B: 160gf C: 260gf D: 320gf E: 400gf
Height	H: A: 3.4 B: 4.2 C: 4.8 D: 5.1
color	BL: blue W: white

⑤	Terminal	—	4	Brass (0.30t)	ag Plated	—
④	Contact	—	1	F.ag/SUS	—	—
③	Base	—	1	PA46	—	—
②	Cover	—	1	SPCC	Tin plated	—
①	Keystake	—	1	Silica gel	—	—
ITEM	PAPT NAMF	TER.NO	QTY	MATERIAL	FINISHING	REMARK

					units: mm
△x					tolerance:
△x					X.X ±0.2mm
△x					X.XX ±0.1mm
MARK	DESCRIPTION	DATE	REVISED	APPROVED	X.XXX ±0.05mm
REVISIONS					UNSPECIFIED TOLERANCES
www.xk-dg.cn www.helloxkb.com www.helloxkb.cn					

DSND		DATE		SCALE: N/A	MODEL TYPE:
DWN		DATE		VIEW:	TACT SWITCH
CHKD		DATE		UNIT: mm	PART NO.:
APPD		DATE		SIZE: A4	DWG NO.:
XKB INDUSTRIAL PRECISION CO.,LIMITED				WEIGHT	TS-1159B-X-X-X
				1.0g	SHEET
					1/1
					REVISION
					A0