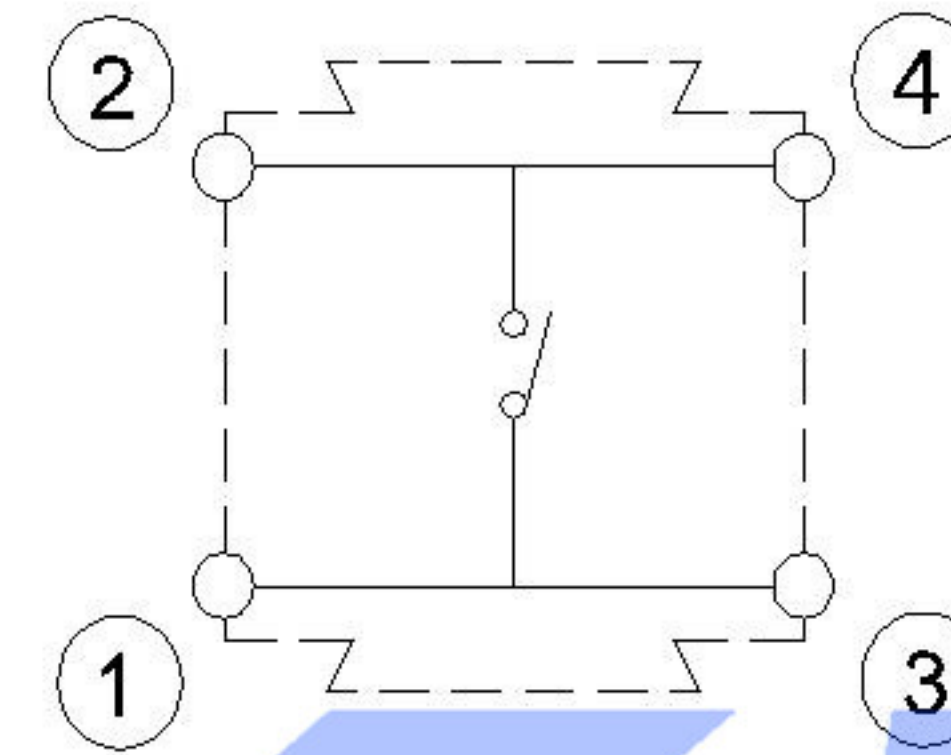
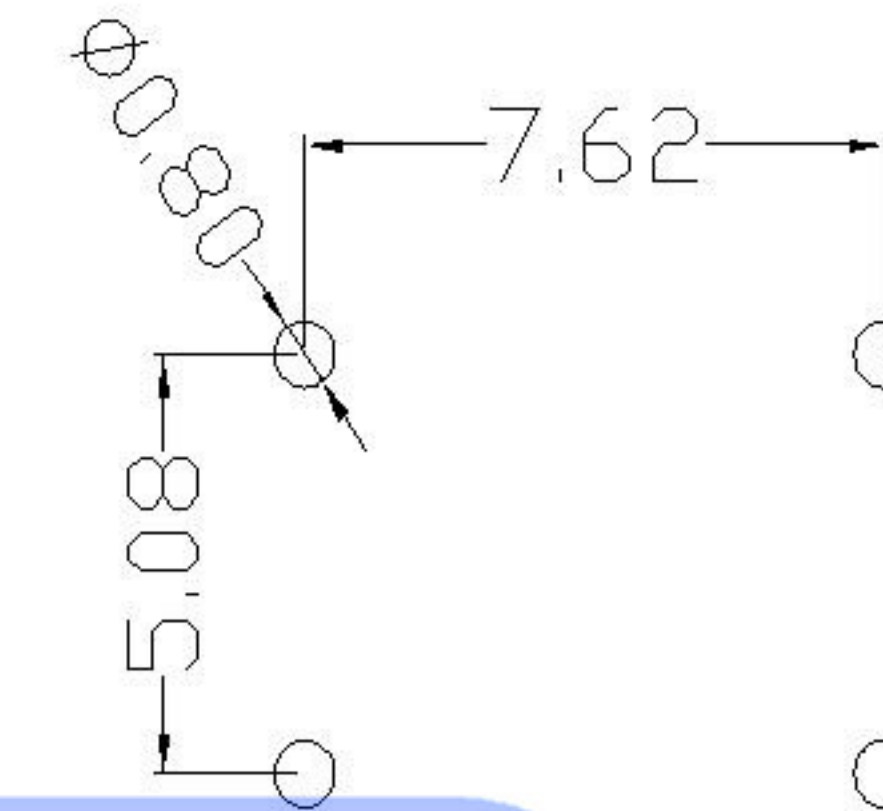



CIRCUIT DIAGRAM



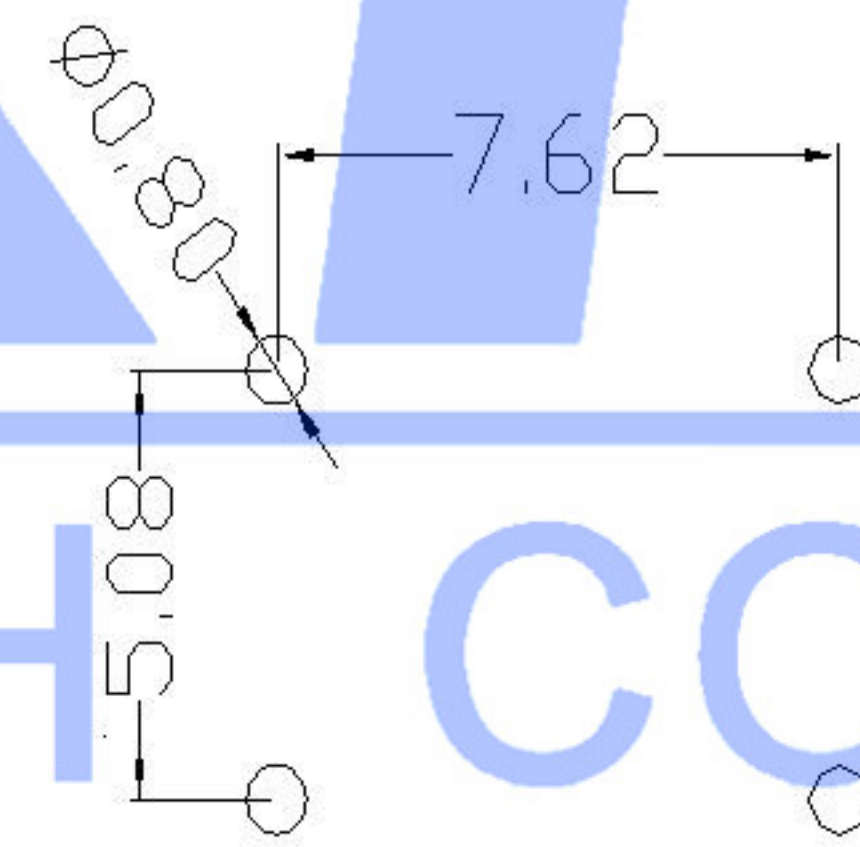
DRILLING PLAN



CIRCUIT DIAGRAM



DRILLING PLAN



SPECIFICATION

Contact Rating	50mA, 12V DC
Contact Resistance	100mΩ max.
Insulation Resistance	100MΩ min. 500V DC
Dielectric Strength	250V AC/1 minute
Travel	0.25 mm
Operating Temp.	-25°C +70°C
Storage Temp.	-30°C +80°C

PAPT NO	TC-7764-X
Operating Force	A: 100gf B: 160gf C: 260gf
Height	H: 4.85

⑤	Terminal	—	4	Brass (0.30t)	ag Plated	—
④	Contact	—	1	F.ag/SUS		—
③	Base	—	1	PA46		—
②	Cover	—	1	PA46		—
①	Keystake	—	1	PA46		—
ITEM	PAPT NAME	TER.NO	QTY	MATERIAL	FINISHING	REMARK

DSND		DATE		SCALE: N/A	MODEL TYPE: TACT SWITCH	
DWN		DATE		VIEW:	PART NO.:	
CHKD		DATE		UNIT: mm	DWG NO.:	
APPD		DATE		SIZE: A4	TC-7764-X	
XKB INDUSTRIAL PRECISION CO.,LIMITED				WEIGHT	SHEET	REVISION
				1.0g	1/1	A0

					units: mm
△X					tolerance:
△X					X.X ±0.2mm
△X					X.XX ±0.1mm
MARK	DESCRIPTION	DATE	REVISED	APPROVED	X.XXX ±0.05mm
REVISIONS					UNSPECIFIED TOLERANCES
www.xk-dg.cn www.helloxkb.com www.helloxkb.cn					