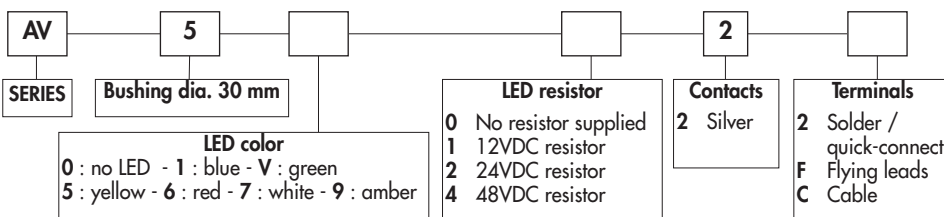


ORDER FORMAT



SPECIFICATIONS

- Travel : 2,5 mm ± 0,3 mm (.003)
- Max. current/voltage rating with resistive load : 1A 30VDC
- LED voltage : 12VDC, 24VDC or 48VDC
(If not supplied by APEM, a resistor must be series-connected by the user)**
- Initial contact resistance : 100 mΩ max.
- Insulation resistance : 10 MΩ min. at 500VDC
- Dielectric strength : 500 Vrms 50 Hz min. between terminals
1.000 Vrms 50 Hz min. between terminals and frame
- Electrical life : 250.000 cycles at full load
- Operating force : 5N ± 2N • Torque : 10Nm max.
- Robustness : IK06 according to EN 62262 (1 joule)
- Panel thickness : 1 (.039) to 6 mm (.236) max.
- Low level or mechanical life : 1.000.000 cycles
- Operating temperature : -30°C to +85°C
- Hand soldering : 350°C, 5 seconds max.
- Packaging unit : flying lead/cable models : 1 piece - other models : 25 pieces

** Resistor value = $\frac{\text{supply voltage} - \text{LED forward voltage}}{\text{LED forward current}}$

MATERIALS

- Case : polyamide, glass filled
- Contacts : silver
- Bushing : see next page
- Actuator : see next page
- Elastomeric membrane : silicone
- LED

CUT-OUT

- Panel cut-out : Ø 30,2 mm (1.189)
- Min. pitch for matrix mounting :
44 mm x 44 mm (1.732x1.732)

To order a product, select a basic model below and add the desired LED color and voltage. Then select the desired options on next page.

Flat actuator - solder lug terminals

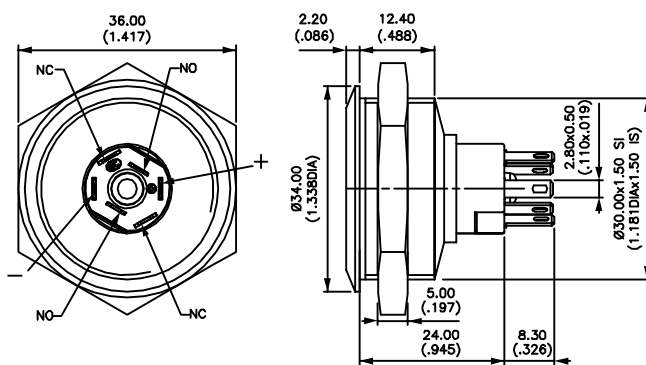
Plastic hex nut 36 (1.417) across flats



Illuminated (select LED color above) *
AV5•022

Non-illuminated
AV50022

* No LED resistor supplied on this model.



Flat actuator - flying lead terminals

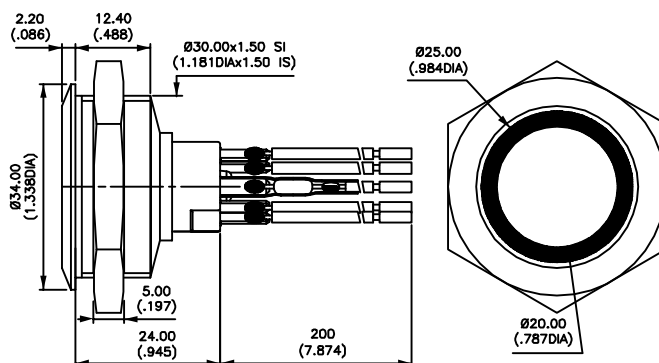
Plastic hex nut 36 (1.417) across flats



Illuminated (select LED color & resistor above)
AV5••2F

Non-illuminated
AV5002F

Wire colors : black: NC, orange: NO, red: LED anode (+), blue : LED cathode (-)



AV series

Security pushbutton switches Ø 30 mm (1.181)

With illuminated ring - momentary (NC/NO)

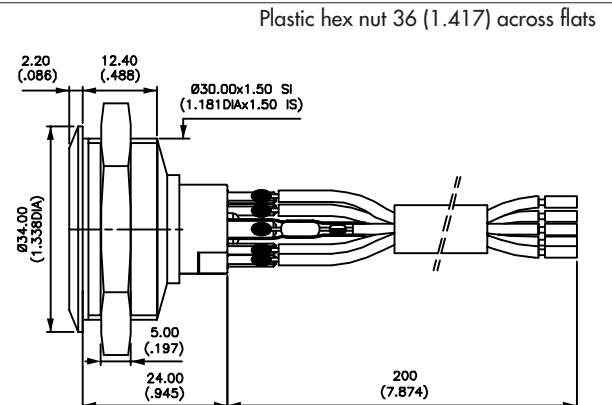
OPTIONS
● ● ●

Flat actuator - cable terminals

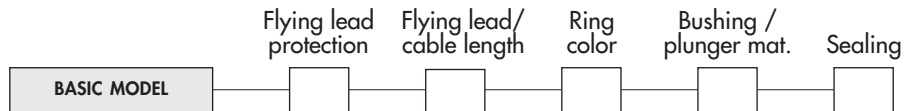


Illuminated (select color & resistor)
AV5••2C

Non-illuminated
AV5002C



After selecting basic model No.,
fill in last 5 boxes
with desired options.



FLYING LEAD PROTECTION

- 0 No protection and/or no flying leads
- 1 Heat-shrink sleeves
- 2 Tube + epoxy

FLYING LEAD/CABLE LENGTH

- 000 No flying leads / no cable
- 020 Length 20 cm (standard)
- XXX Length in centimeters

RING COLORS

CODE	COLOR	CODE	COLOR
1	Blue	6	Red
2	Black *	7	Opal white (std)
3	Green	8	Translucent
4	Grey *	9	Orange
5	Yellow		

* non-illuminated only

BUSHING/PLUNGER MATERIALS

CODE	BUSHING	ACTUATOR
00	Brass, nickel plated	Brass, nickel plated
4B	Stainless steel 316	Stainless steel 316

Other : on request.

SEALING

Blank No sealing



K Front panel sealing (IP67)

① internal membrane

② external gasket

Dimensions : first dimensions are in mm while inches are shown as bracketed numbers.

AV30NCNO1510-A