


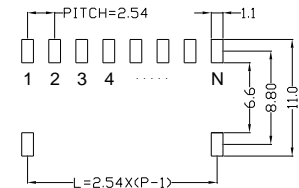
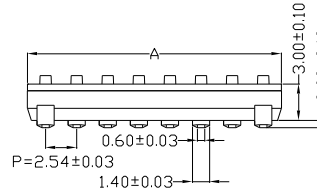
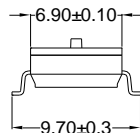
Features

- ◆ Twin contacts designed to ensure stable contact
- ◆ Highly resistant to physical shock & vibration
- ◆ Tape sealed version available to ensure washability
- ◆ Low profile to save PCB space
- ◆ Tri-State(+,0,-) setting function
- 8 poles=(3⁸)=6,561 codes
- 10 poles=(3¹⁰)=59,049 codes
- ◆ Light click feeling
- ◆ Heat resistance: 260°C for 10 sec.



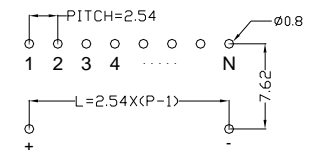
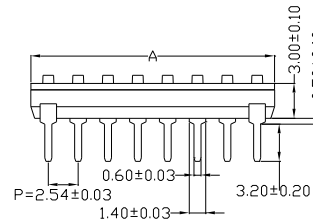
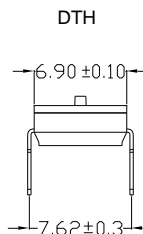
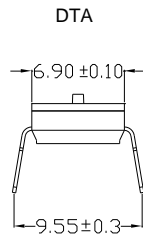
DTS

SMD SOLDERING PAD



DTA/H

DRILLING PLAN



Specifications

- ◆ Contact Rating
 - Switching 25mA, 24VDC
 - Non-Switching 100mA, 50VDC
- ◆ Contact Resistance
 - Initial 50mΩ Max.
 - After Life Test 100mΩ Max.
- ◆ Insulation Resistance 100MΩ min at 500VDC
- ◆ Dielectric Strength 500VAC/ 1 minute
- ◆ Operating Force 1,000g Max.
- ◆ Mechanical Life 3,000 cycles
- ◆ Electrical Life 2,000 cycles

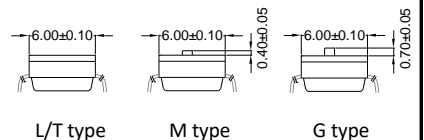
Materials

- ◆ **Cover & Base:** Thermoplastic UL 94V-0, Black
- ◆ **Actuator:** Thermoplastic UL 94-HB, White
- ◆ **Movable Contact:** Copper Alloy, Gold- or Pure-Tin-plated
- ◆ **Terminal & Terminal Contact:** Copper Alloy, Gold- or Pure-Tin-plated
- ◆ **Tape Sealed:** Polyimide film

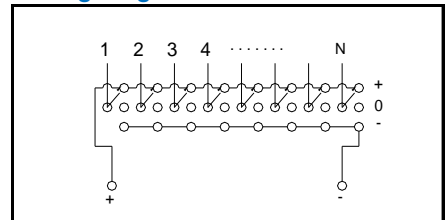
Packaging Information

- ◆ Tube: DTS/ DTA/ DTH
- ◆ Tape & Reel: DTS
- ◆ Actuators all in "OFF" position

Actuator



Wiring Diagram



Soldering Information

- ◆ Hand Soldering
 - Soldering Iron of 30W or under at 350°C for 3 sec. max.
- ◆ Wave Soldering
 - 260±5°C for 10 sec. max.
- ◆ Reflow Soldering
 - Peak temperature: 245 or 250°C max. The time above 240 or 245°C must be 30 sec. max.
- ◆ Keep all actuators in "OFF" position during soldering and cleaning process

Order Information

DT	S	08	G	01	R	U
Tri-State Type	Terminal: S=SMD A=Auto-insert H=Straight	Positions: 06=6 Positions 08=8 Positions	Actuator: G=Raised Actuator M=Medium Actuator L=Flat Actuator T=Tape Sealed "G, M & L types: un-washable"	Finished: 01=1u" Gold 03=3u" Gold E=Tin-plated	Package: None=Tube R=Tape & Reel	None=Standard U=Halogen Free

Package

P/N	No. Of Pole	Dim. A	Quantity per Tube
DTS/A/H02	2	5.52mm	95
DTS/A/H03	3	8.06mm	65
DTS/A/H04	4	10.60mm	48
DTS/A/H06	6	15.68mm	33
DTS/A/H07	7	18.22mm	28
DTS/A/H08	8	20.76mm	25
DTS/A/H09	9	23.30mm	22
DTS/A/H10	10	25.84mm	20
DTS/A/H12	12	30.92mm	17