





RoHS Compliant

BIWIN / Sab®

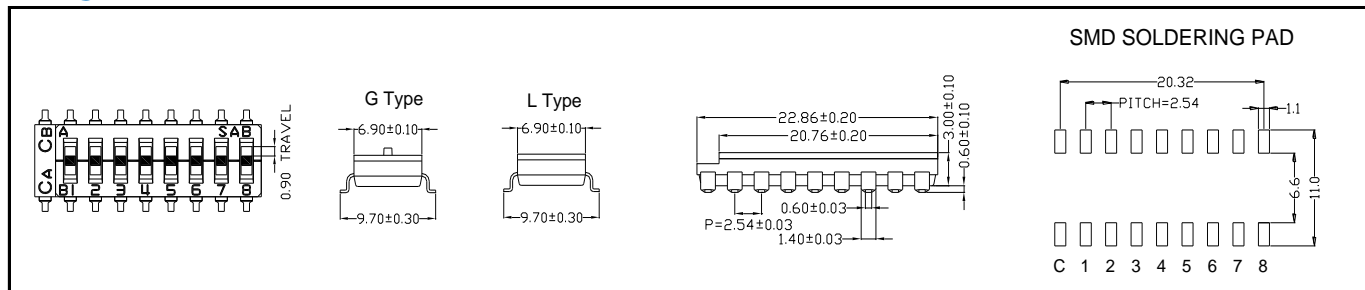
DMIS/A/H Series—Multi-Pole Type DIP Switch

Features

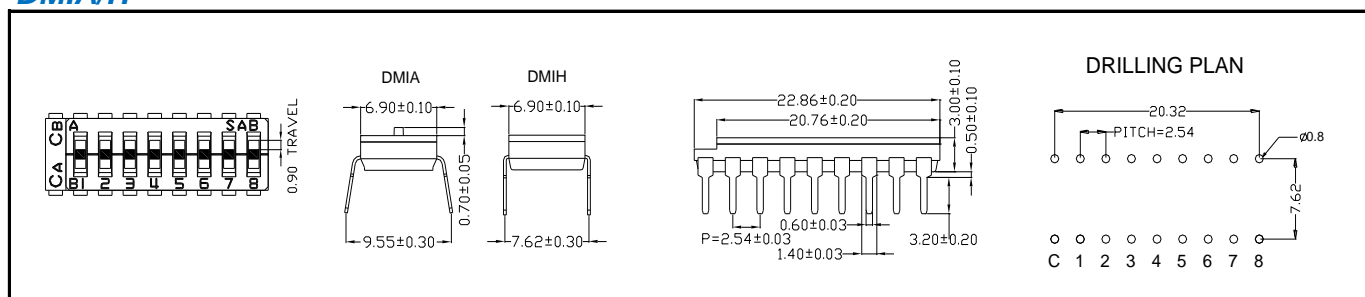
- ◆ On-Off-On Multi-Pole in one
 - Replace Toggle SW/ Slide SW circuit
 - Replace SPDT SW
- ◆ Recode function :
 - 8 positions = 3^8 with one common pin Connection circuit



DMIS



DMIA/H



Specifications

- ◆ Contact Rating
 - Switching 25mA, 24VDC
 - Non-Switching..... 100mA, 50VDC
- ◆ Contact Resistance
 - Initial 50mΩ Max.
 - After Life Test 100mΩ Max.
- ◆ Insulation Resistance .. 100MΩ min at 500VDC
- ◆ Dielectric Strength 500VAC/ 1 minute
- ◆ Operating Force..... 1,000g Max.
- ◆ Mechanical Life..... 3,000 cycles
- ◆ Electrical Life..... 2,000 cycles

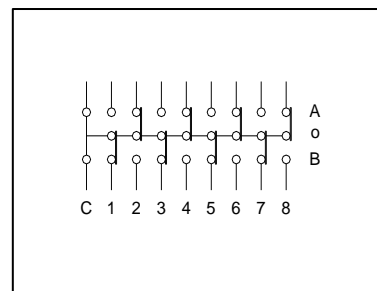
Materials

- ◆ **Cover & Base:** Thermoplastic UL 94V-0, Black
- ◆ **Actuator:** Thermoplastic UL 94-HB, White
- ◆ **Movable Contact:** Copper Alloy, Gold- or Pure-Tin-plated
- ◆ **Terminal & Terminal Contact:** Copper Alloy, Gold- or Pure-Tin-plated
- ◆ **Tape Sealed:** Polyimide film

Packaging Information

- ◆ Tube: DMIS/ DMIA/ DMIH
- ◆ Tape & Reel: DMIS
- ◆ Actuators all in "OFF" position

Wiring Diagram



Soldering Information

- ◆ Hand Soldering
 - Soldering Iron of 30W or under at 350°C for 3 sec. max.
- ◆ Wave Soldering
 - 260±5°C for 10 sec. max.
- ◆ Reflow Soldering.
 - Peak temperature: 245 or 250°C max. The time above 240 or 245°C must be 30 sec. max.
- ◆ Keep all actuators in "OFF" position during soldering and cleaning process

Package

P/N	No. Of Pole	Dim. A	Quantity per Tube
DMIS/A/H08	8	21.06mm	22

Order Information

